

# GET MOVING. KEEP MOVING.

## FOR ACTIVE PEOPLE.

LifeSpan is an active proponent of fitness in all areas of people's lives. Healthy lifestyles should not be limited to the gym but should spill out into the way we live and work. LifeSpan is embracing the whole "wellness" concept, and our products have been reflecting this approach since our inception in 2011. Our amazing, innovative and versatile products take fitness from the gym to the home, and even the workplace. We continue to strive to empower individuals to live active and health lives, wherever they are. This is the vision that we stand by and will continue to pursue as we move energetically forward.





## BIG AND BRIGHT BUILT WITH PURPOSE

## INTUITIVE INTERFACE EASILY PERSONALIZED

# INTO 2019

The 2019 Lifespan treadmills have been designed with a focus on user experience.

With our interactive touchscreen display, starting your workout has never been easier. Simply pick a preset program based on your fitness goals, or easily create a personal roadmap with our "QuickDraw" technology - customizing your incline levels and speed changes with the swipe of a finger.

Tap through multiple engaging dashboard screens to pick the one that gives you all the stats and readouts best for your goals - getting the exact feedback you want. Built-in Bluetooth allows you to play your music, monitor your heart rate, and sync results to your phone after your workout.

Whether you're training for your first 5K or beat your personal best in your next marathon, make the most of it with the new TFT full color touchscreen display.





# START USING ACTIVE TRAC

We adapt to your needs. So, we will create a personalized profile based on your exercise results.



## STEPS

Every small step counts.



## DISTANCE

Monitor every mile.



## CALORIES

Check the calories that you have burnt.



## INTENSITY

Check if your intensity is improving.



## Intelli-Step™

This step counting feature works like a pedometer, automatically counting steps taken.



## Intelli-Guard™

This patented feature ensures safety by automatically pausing the belt 20 seconds after you step off the treadmill deck.



## Intelli-Key™

Simplifies console operation with sequential button illumination that prompts you through program selection and setup.



## Ezfold

# TRACK YOUR SUCCESS

We provide fitness activity tracking based on the steps, calories, distance and intensity of your workouts.





# T SERIES CONSOLE

## The New TFT Screen Provides Better Sport Training Experiences

### Intuitive Interface

Like smartphones, navigating through programs and features seems like second nature from the first touch. Nothing new to learn, just step on and go.

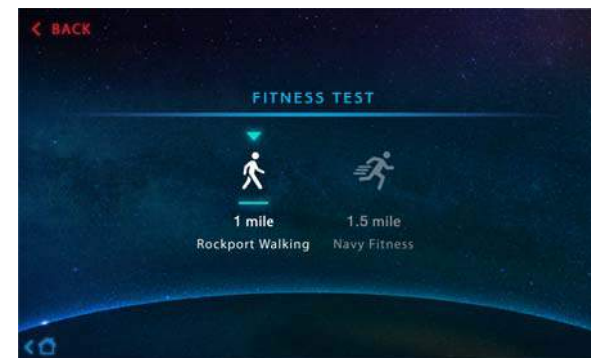


### Quality Built-in Electronics

Whether it's listening to your favorite podcast from your phone or watching the latest movie, the premium-sound, Bluetooth speakers will keep your run engaging. Plus, you can charge your phone/tablet at the same time using the built-in USB charger so you don't drain your battery life. When paired with a Bluetooth chest strap or arm band, the fold away treadmill will track and display your heart rate throughout your workout so you can stay in your desired training zone.

### Quick Draw Technology

Simply drag your finger across the screen to easily draw your custom speed and incline program.




### Rockport and Navy Fitness

- ROCKPORT FITNESS TEST**  
 Developed by exercise physiologists to determine fitness level with projected finish time during training and providing the test report after training. This timed 1 mile walk is perfect if you are new to exercise.
- NAVY FITNESS TEST**  
 Used by the Navy in conjunction with push-ups and sit-ups to determine fitness level. This timed 1.5 mile run is perfect for intermediate to advanced fitness enthusiasts.

### Your workout, Your way

With 50+ programs, including races, fitness tests, and training programs, along with multiple dashboard view options, this design is to help keep you motivated run after run. If you don't find your desired workout, you can create and save your own. And, once you complete your workout, you'll get credit for your efforts on the app you already love. Any companion app that can receive activity data from Apple Health or Google Fit works with the LifeSpan app, syncing your treadmill's fitness data into the location of your choosing. Google Fit and Apple Health make it simple for both iPhone and Android smartphones, letting you track your progress exactly as you choose. Plus, there's no hidden costs or monthly fees.





# C SERIES CONSOLE



Slide icons to choose, touch screen operation



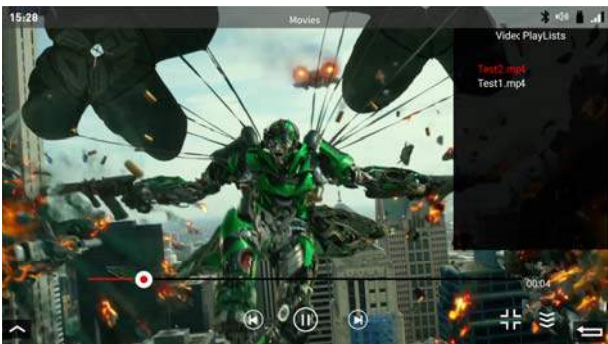
Complete with system to get more fun with workout



Virtual Simulation to Keep You Motivated

## The New TFT Screen Provides Better Entertainment Experiences

A color TFT screen display provides all the information and entertainment you need during workout.



Enjoy watching video during workout




Connecting with WiFi, then enjoy surfing on internet  
Some default quick linked path as shown

## TFT FULL COLOR TOUCH SCREEN

### Console Feature:

- With 15.6" touchscreen color console!
- Includes: 20 user programs, 12 challenge programs, 17 present programs, virtual simulation, keeping you motivated.
- Wi-Fi and bluetooth connectivity
- USB port to charge phone or play video, music





# TR1200i

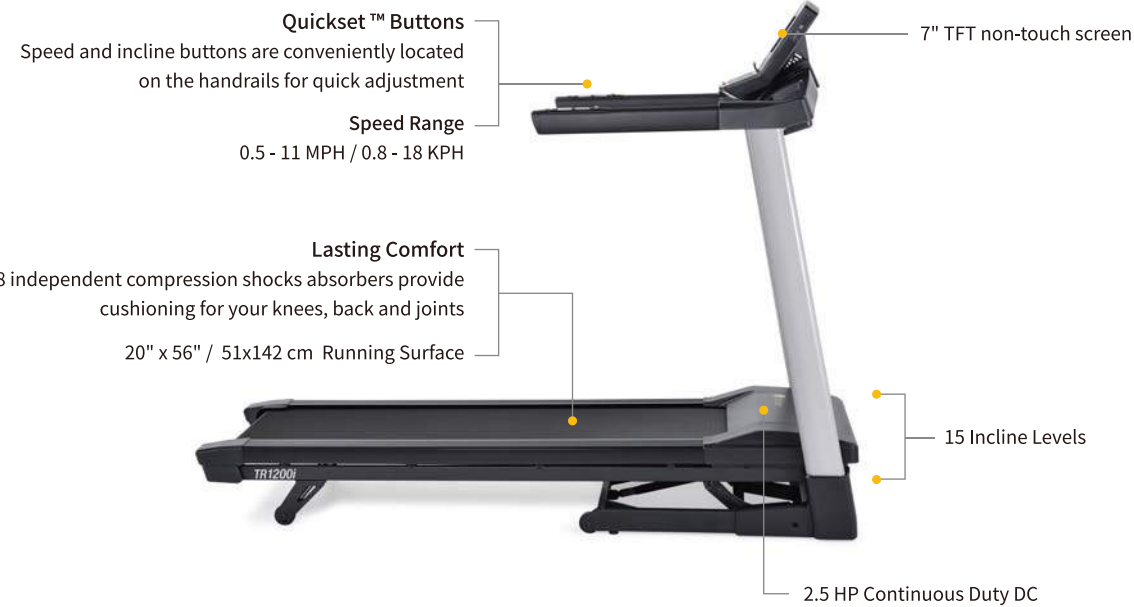

Folding Treadmill



# TR1200i

## Folding Treadmill

The LifeSpan TR1200i folding treadmill lets you command each aspect of your fitness, all at a price that can't be beat. The 20" by 56" running surface is perfect for walking, jogging, or running, and is supported by 8 compression shock absorbers to provide safe cushioning for your knees, back, and joints. Once your workout is complete, simply sync your exercises results with the LifeSpan app then share with an Apple Heath or Google Fit companion app of your choosing.



### 7" TFT Non-Touch Screen

### 50+ Programs

- 1 MANUAL
- 2 HEART RATE CONTROL
- 2 CUSTOMIZED USER SETUP
- 15 HEALTH LIVING
- 21 SPORTS TRAINING
- 15 WEIGHT MANAGEMENT

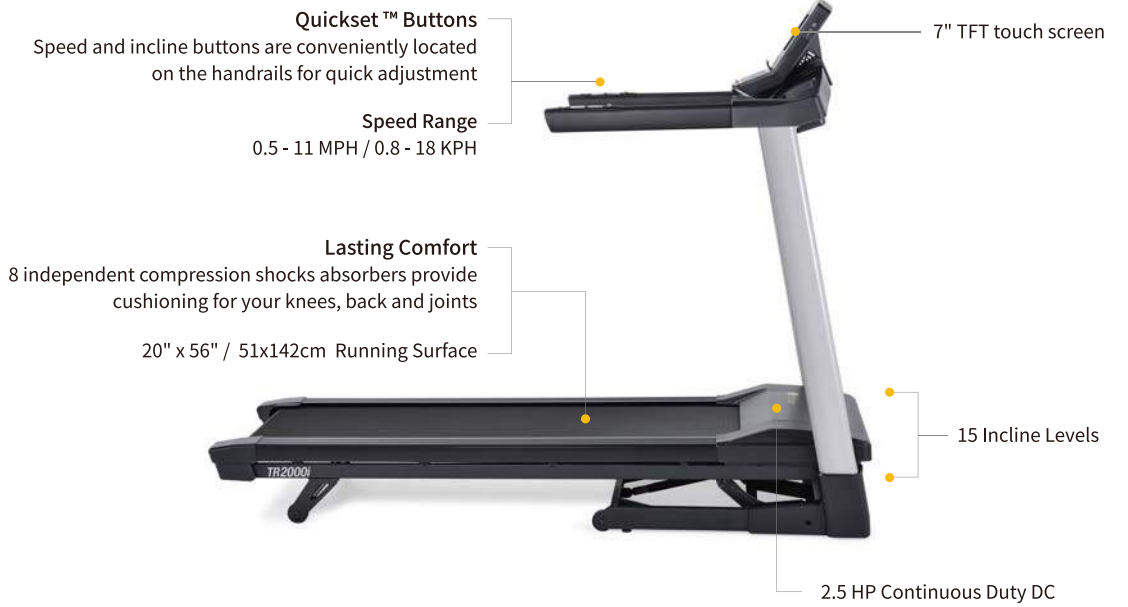





# TR2000i

## Folding Treadmill

The LifeSpan TR2000i treadmill provides everything you need. An affordable, sleek design with integrated 7" TFT touch screen as well as electronic incline and a strong motor size ensure you can achieve your fitness goals. Once your workout is complete, simply sync your exercises results with the LifeSpan app then share with an Apple Health or Google Fit companion app of your choosing.



### 7" TFT Touch Screen

### 50+ Programs

- 1 MANUAL
- 2 HEART RATE CONTROL
- 2 CUSTOMIZED USER SETUP
- 15 HEALTH LIVING
- 21 SPORTS TRAINING
- 15 WEIGHT MANAGEMENT





# TR3000i

## Folding Treadmill

The newly-updated LifeSpan TR3000i still has all the features you love, with a new full-color touchscreen display. EZfold™ assisted folding makes both storage and unfolding a snap, getting you moving towards your goals safer and with less time. A stable, full-steel frame rests beneath the compact, 20" x 56" running surface, making even your most intense workouts a quiet experience for the whole family. Integrated Bluetooth makes listening to your favorite podcast, monitoring your heart rate, and syncing your exercises results with the LifeSpan app quick and easy, saving you more time for working out.



### 7" TFT Touch Screen

#### 50+ Programs

- 1 MANUAL
- 2 HEART RATE CONTROL
- 2 CUSTOMIZED USER SETUP
- 15 HEALTH LIVING
- 21 SPORTS TRAINING
- 15 WEIGHT MANAGEMENT

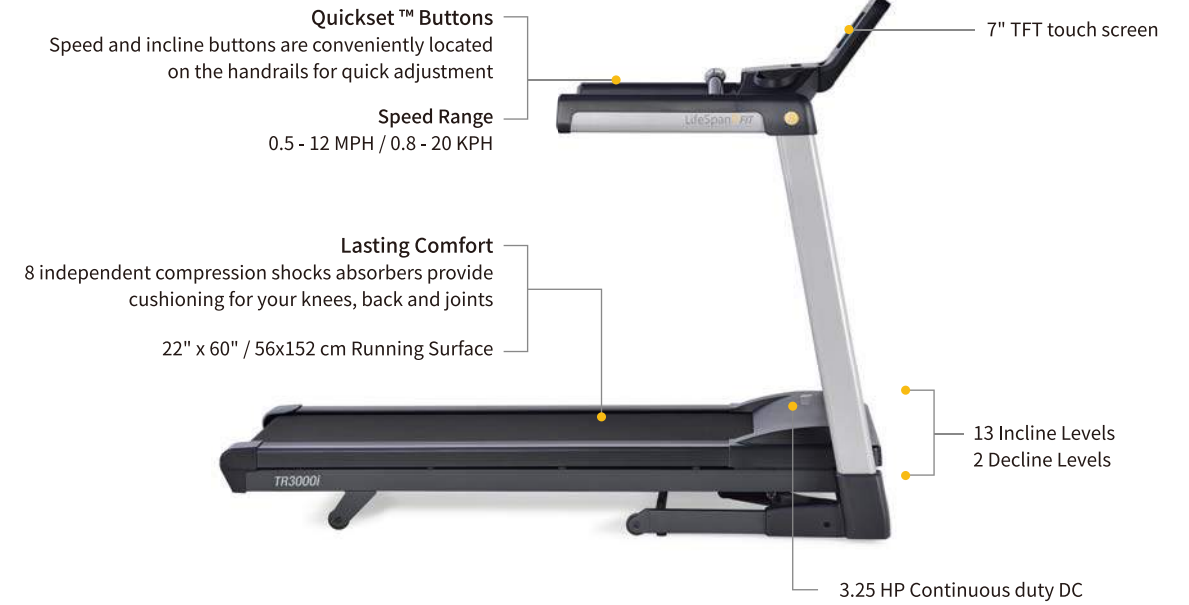



# TR4000i

## Folding Treadmill



Designed to take your training as seriously as you do, the all-new TR4000i foldable treadmill is outfitted with an intelligent, full-color touchscreen display and performance-tuned components throughout. The spacious, 22" x 60" running surface is supported by 8 compression shocks, keeping you striding in comfort while reducing vibrations and sound. Whether you're trying to achieve your best 10k race time, or are training using your own custom workout, the LifeSpan TR4000i displays all your data, keeping you motivated run after run. Once your workout is complete, simply sync your exercises results with the LifeSpan app then share with an Apple Health or Google Fit companion app of your choosing.



### 7" TFT Touch Screen

#### 50+ Programs

- 2 HEART RATE CONTROL
- 2 CUSTOMIZED USER SETUP
- 17 HEALTH LIVING
- 21 SPORTS TRAINING
- 16 WEIGHT MANAGEMENT
- 5K/10K RACE
- ROCKPORT FITNESS TEST
- NAVY FITNESS TEST





# TR5500i

Folding Treadmill

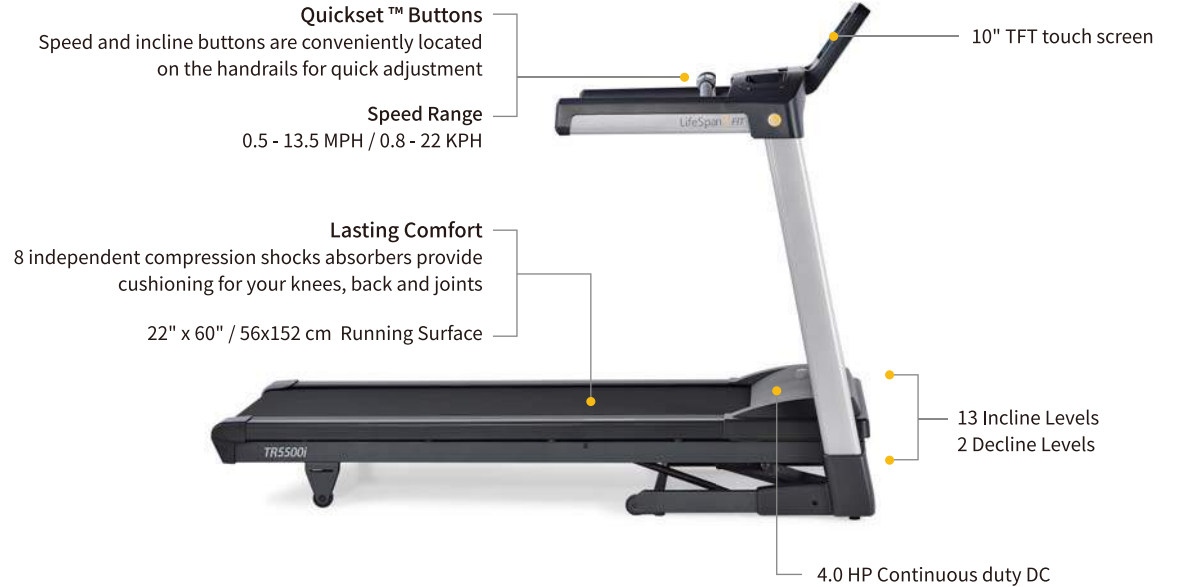


# TR5500i

## Folding Treadmill



The TR5500i fold-away treadmill is designed with the runner in mind. Engineered to deliver a superior cardiovascular experience, this treadmill features state-of-the-art components, including a powerful, 4.0 HP continuous-duty DC motor, sturdy all-steel folding frame, and an impressive 10" full-color touchscreen display. Maxing out at speeds up to 13.5 mph and 13 levels of incline, the TR5500i goes to your limits and then some. And once your workout is complete, seamlessly sync your exercise data with the LifeSpan app or companion app using the built-in Bluetooth. Prepare to shatter your goals and expectations with the LifeSpan TR5500i.



### 10" TFT Touch Screen

### 50+ Programs

- 2 HEART RATE CONTROL
- 2 CUSTOMIZED USER SETUP
- 17 HEALTH LIVING
- 21 SPORTS TRAINING
- 16 WEIGHT MANAGEMENT
- 5K/10K RACE
- ROCKPORT FITNESS TEST
- NAVY FITNESS TEST






G E T  
M O V I N G  
K E E P  
M O V I N G

## COMMERCIAL

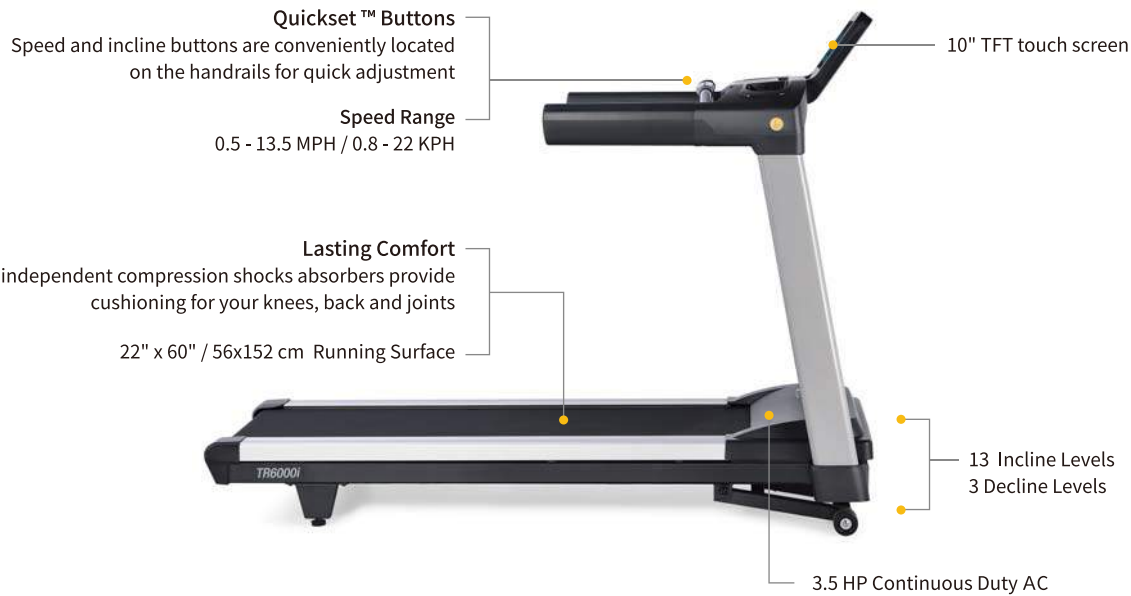
Our Commercial series of treadmills, elliptical trainers, indoor bikes, and our innovative stretching machine have all be made to take on the demands of heavy use throughout the day. With intuitive operating programs your customers will be able to instantly get into their workout. No fancy operations to learn, just a simple one-touch start and they are instantly into an intense workout. Dependable for years and able to handle the demands of daily use, these high-grade machines are hard to beat.



# TR6000i

## Light Commercial Treadmill

Built to last, the LifeSpan TR6000i light-commercial treadmill will support you through your toughest workouts in the most demanding commercial settings. Armed with incline and decline capabilities, gym-quality componentry, and sprint-length dimensions, the TR6000i guarantees no training goal goes unfulfilled. Built-in Bluetooth allows you to wirelessly play your music, monitor your heart rate, and sync exercise results back to your phone. Using the large 10" full color touchscreen display is simple. With multiple preset programs, fitness tests, 5k and 10k runs, and the ability to quickly create your own programs, this machine is made to take your workout to the next level.



### 10" TFT Touch Screen

### 50+ Programs

- 2 HEART RATE CONTROL
- 2 CUSTOMIZED USER SETUP
- 17 HEALTH LIVING
- 21 SPORTS TRAINING
- 16 WEIGHT MANAGEMENT
- 5K/10K RACE
- ROCKPORT FITNESS TEST
- NAVY FITNESS TEST





# TR7000i

## Commercial Treadmill

Second to none, the TR7000i commercial treadmill has redefined performance-grade quality. Elite in every category, these commercial grade treadmills pack a 3.5 hp AC motor, durable steel construction, and every premium feature your training program demands. The 22" by 62" running deck permits full, athletic strides, while four impact-absorbing shocks replicate real-world environments that are gentle on your knees, back, and joints. With Bluetooth technology built directly into the console, your training information is synced seamlessly at the push of a button. Run with confidence, the LifeSpan TR7000i professional treadmill comes with our full commercial warranty and is the perfect high-end treadmill for any home or gym setting.



**Quickset™ Buttons**  
Speed and incline buttons are conveniently located on the handrails for quick adjustment

**Speed Range**  
0.5 - 12 MPH / 0.8 - 20 KPH

**Lasting Comfort**  
8 independent compression shocks absorbers provide cushioning for your knees, back and joints

22" x 62" / 56x157 cm Running Surface

6.5" Blacklit multi-color LCD screen with 3 LED display

15 Incline Levels

3.5 HP Continuous Duty AC

### 6.5" Blacklit Multi-Color LCD Screen with 3 LED Display

#### 44 Programs

- 2 HEART RATE CONTROL
- 42 programs grouped by exercise motivation type for weight loss, healthy living, and sports training



# TR7000ic

Commercial Treadmill





# TR7000ic

## Commercial Treadmill

Boasting a Commercial grade 3.5 AC Continuous duty motor, an extended 22" x 62" deck and 15.6", the TR7000ic outclasses the competition.



### 15.6" TFT Touch Screen

### 59 Programs


- 1 MANUAL
- 2 HEART RATE CONTROL
- 20 CUSTOMIZED USER SETUP
- 12 CHALLENGE
- 17 PRESET
- 6 VIRTUAL SIMULATIONS SCENE
- ONLINE APP



# TR8000i

## Medical Treadmill

The TR8000i professional treadmill pairs robust construction with specific medical fitness capabilities to form the best health and rehabilitation treadmill available. An impressive 5 HP, permanent-magnet AC motor combines with a spacious 22" x 62" running surface and heavy-duty frame to ensure stability and long-term dependability. Features include exclusive LifeSpan technology, as well as industry leading, medically-appropriate proficiencies. Reverse belt motion, 3% decline, ultra-slow .01MPH start speed, and full-length medical handrails guarantee perfect functionality in medical or rehabilitative settings.



### 6.5" Backlit Multi-Color LCD Screen with 3 LED Display

### 19 Programs

- 2 HEART RATE CONTROL
- 1 REVERSE WALKING
- 42 programs grouped by exercise motivation type for weight loss, healthy living, and sports training







## Equipment Mat

The exercise equipment mat is large enough to place under almost any piece of cardio equipment. This 3 mm thick gym equipment mat will protect your floors, reduce static and keep dust particles and carpet fibers from getting into the motor and other moving parts of your exercise equipment.

### UNIQUE FEATURES

- Protects flooring including hardwood, tile, and carpeting
- Absorbs equipment vibration and noise
- Easy-clean, non-skid surface
- Recycled Rubber

### SPECIFICATION

- TMM 100: 79" x 37"/200 x 94cm
- TMM 800: 96" x 40"/244 x 102cm

## Treadmill Belt Lubricant

### Protect Your Investment

Safe and easy to use, a single bottle of 100% silicone lubricant keeps your treadmill operating with quiet efficiency for a full year. Spray contains no harmful solvents and is colorless, odorless, non-toxic, and non flammable.

### UNIQUE FEATURES

- PREVENTS COSTLY REPAIRS
- APPLIES EASILY
- REDUCES FRICTION
- PETROLEUM FREE

## Bluetooth Heart Rate Chest Strap

Monitor heart rate with maximum precision. Connect your heart rate to your training equipment and enjoy the benefits of heart rate training.

# ACCESSORIES



CONSOLE	TR1200i (Home)	TR2000i (Home)
Display Area	7" TFT Non-Touch Screen	7" TFT Touch Screen
Readouts	Time, calories burned and calories burned per hour, distance, total steps and steps per minute, heart rate and percentage max hear rate, speed, incline/decline level, pace, total laps and split time, and elevation change	Time, calories burned and calories burned per hour, distance, total steps and steps per minute, heart rate and percentage max hear rate, speed, incline/decline level, pace, total laps and split time, and elevation change
Programs	1 manual, 2 heart rate programs, 2 customized user programs and 51 preset programs (15 weight managment, 15 healthy living, 21 sports training)	1 manual, 2 heart rate programs, 2 customized user programs and 51 preset programs (15 weight managment, 15 healthy living, 21 sports training)
QuickSet™ Button control	5 Speed / 5 Incline	5 Speed / 5 Incline
Audio	N/A	BT speaker
USB Ports	USB port charges your mobile devices	USB port charges your mobile devices
Media Holder	Yes	Yes
Cooling Fan	N/A	N/A
SPECIFICATIONS	TR1200i (Home)	TR2000i (Home)
Drive Motor	2.5 HP Continuous Duty DC	2.5 HP Continuous Duty DC
Speed Range	0.5 - 11 MPH / 0.8 - 18 KPH	0.5 - 11 MPH / 0.8 - 18 KPH
Incline level	15 levels	15 levels
Running Belt (W x L)	51 cm x 142cm / 20" x 56"	51 cm x 142cm / 20" x 56"
Belt Thickness	1.6mm	1.6mm
Deck	0.75"/18 mm Phenolic	0.75"/18 mm Phenolic
Deck Suspension	8 Independent Compression Shocks	8 Independent Compression Shocks
Roller	2.5" / 64 mm Front, 2.0" / 51 mm Rear	2.5" / 64 mm Front, 2.0" / 51 mm Rear
Transport	2 Front-mounted and 2 rear-mounted wheels	2 Front-mounted and 2 rear-mounted wheels
Side Rails	Non-Slip Plastic	Non-Slip Plastic
Product Weight	90 kgs / 198.4 lbs.	90 kgs / 198.4 lbs.
Max. User Weight	136 kgs / 300 lbs.	136 kgs / 300 lbs.
Unfolded Dimensions ( L x W x H )	180 x 84 x 142 cm / 70.7" x 32.9" x 55.7"	180 x 84 x 142 cm / 70.7" x 32.9" x 55.7"
Folded Dimensions ( L x W x H )	105 x 84 x 156 cm / 41.2" x 32.9" x 61.4"	105 x 84 x 156 cm / 41.2" x 32.9" x 61.4"
PACKAGING	TR1200i (Home)	TR2000i (Home)
Loading w/o Pallets ( 20' / 40' / 40'HQ )	44 / 92 / 105 pcs	44 / 92 / 105 pcs
Loading w/ Pallets ( 20' / 40' / 40'HQ )	44 / 92 / 105 pcs	44 / 92 / 105 pcs
Gross Weight	100 kgs / 220.4 lbs.	100 kgs / 220.4 lbs.
Box Dimensions ( L x W x H )	190 x 89 x 34 cm / 74.8" x 35" x 13.4"	190 x 89 x 34 cm / 74.8" x 35" x 13.4"
ACCESSORIES	TR1200i (Home)	TR2000i (Home)
Heart Rate Chest Strap	Optional (Bluetooth)	Optional (Bluetooth)
UNIQUE FEATURES	TR1200i (Home)	TR2000i (Home)
Intelli-Key™	N/A	N/A
Intelli-Guard™	Yes	Yes
Intelli-Step™	Yes	Yes
Folding System	EZfold™	EZfold™
Compatible with IHP	Yes	Yes
Energy Efficient	Yes	Yes
Firmware/Software updates via BT	Coming soon	Coming soon



TR3000i (Home)	TR4000i (Home)	TR5500i (Home)
7" TFT Touch Screen	7" TFT Touch Screen	10" TFT Touch Screen
Time, calories burned and calories burned per hour, distance, total steps and steps per minute, heart rate and percentage max hear rate, speed, incline/decline level, pace, total laps and split time, and elevation change	Time, calories burned and calories burned per hour, distance, total steps and steps per minute, heart rate and percentage max hear rate, speed, incline/decline level, pace, total laps and split time, and elevation change	Time, calories burned and calories burned per hour, distance, total steps and steps per minute, heart rate and percentage max hear rate, speed, incline/decline level, pace, total laps and split time, and elevation change
1 manual, 2 heart rate programs, 2 customized user programs and 51 preset programs (15 weight managment, 15 healthy living, 21 sports training)	2 heart rate programs, 2 customized user programs and 54 preset programs (16 weight management, 17 healthy living, 21 sports training), 5k/10k race, rockport fitness test, and navy fitness test	2 heart rate programs, 2 customized user programs and 54 preset programs (16 weight management, 17 healthy living, 21 sports training), 5k/10k race, rockport fitness test, and navy fitness test
5 Speed / 5 Incline	5 Speed / 5 Incline	5 Speed / 5 Incline
BT speaker	BT speaker	BT speaker
USB port charges your mobile devices	USB port charges your mobile devices	USB port charges your mobile devices
Yes	Yes	Yes
3-speed cooling fan	3-speed cooling fan	3-speed cooling fan
TR3000i (Home)	TR4000i (Home)	TR5500i (Home)
2.75 HP Continuous duty DC	3.25 HP Continuous duty DC	4.0 HP Continuous duty DC
0.5 - 12MPH / 0.8 - 20 KPH	0.5 - 12 MPH / 0.8 - 20 KPH	0.5 - 13.5 MPH / 0.8 - 22 KPH
15 levels	Decline 2 - Incline 13 levels	Decline 2 - Incline 13 levels
51 cm x 142cm / 20" x 56"	56 cm x 152cm / 22" x 60"	56 cm x 152cm / 22" x 60"
2.0mm	2.2mm	2.2mm
1" / 25 mm Phenolic	1" / 25 mm Phenolic	1" / 25 mm Phenolic
8 Independent Compression Shocks	8 Independent Compression Shocks	8 Independent Compression Shocks
2.5" / 64 mm Front, 2.0" / 51 mm Rear	2.5" / 64 mm Front, 2.0" / 51 mm Rear	2.5" / 64 mm Front, 2.0" / 51 mm Rear
2 Front-mounted and 2 rear-mounted wheels	2 Front-mounted and 2 rear-mounted wheels	2 Front-mounted and 2 rear-mounted wheels
Non-Slip Plastic	Non-Slip Plastic / Aluminum side rails are optional	Non-Slip Plastic / Aluminum side rails are optional
96 kg / 211.6 lbs.	110 kgs / 242.5 lbs.	110 kgs / 242.5 lbs.
159 kg / 350 lbs.	159 kgs / 350 lbs.	159 kgs / 350 lbs.
180 x 84 x 142 cm / 71" x 33" x 56"	185 x 88 x 141 cm / 73" x 34.5" x 55.5"	185 x 88 x 141 cm / 73" x 34.5" x 55.5"
107 x 84 x 165 cm / 42" x 33" x 66"	103 x 90 x 166 cm / 40.5" x 35.5" x 65.5"	103 x 90 x 166 cm / 40.5" x 35.5" x 65.5"
TR3000i (Home)	TR4000i (Home)	TR5500i (Home)
44 / 92 / 112 pcs	30 / 60 / 84 pcs	30 / 60 / 84 pcs
44 / 92 / 99 pcs	30 / 60 / 72 pcs	30 / 60 / 72 pcs
108 kgs / 238 lbs.	123 kgs / 271 lbs.	123 kgs / 271 lbs.
190 x 86.7 x 36.4 cm / 74.8" x 34.1" x 14.3"	200 x 94.4 x 41.4 cm / 78.7" x 37.1" x 16.2"	200 x 94.4 x 41.4 cm / 78.7" x 37.1" x 16.2"
TR3000i (Home)	TR4000i (Home)	TR5500i (Home)
Optional (Bluetooth)	Optional (Bluetooth)	Optional (Bluetooth)
TR3000i (Home)	TR4000i (Home)	TR5500i (Home)
N/A	N/A	N/A
Yes	Yes	Yes
Yes	Yes	Yes
EZfold™	EZfold™	EZfold™
Yes	Yes	Yes
Yes	Yes	Yes
Coming soon	Coming soon	Coming soon





CONSOLE	T6000i (Commercial)	TR7000i (Commercial)
Display Area	10" TFT Touch Screen	Large 6.5" Backlit Multi-Color LCD Screen with 3 LED display
Readouts	Time, calories burned and calories burned per hour, distance, total steps and steps per minute, heart rate and percentage max hear rate, speed, incline/decline level, pace, total laps and split time, and elevation change	Program Name, Date and Time,WorkoutTime, Calories, Distance, Steps, Heart Rate, Speed, Incline, Pace
Programs	2 heart rate programs, 2 customized user programs and 54 preset programs (16 weight management, 17 healthy living, 21 sports training), 5k/10k race, rockport fitness test, and navy fitness test	2 heart rate control programs, and 42 programs grouped by exercise motivation type for weight loss, healthy living, and sports training
QuickSet™ Button control	5 Speed / 5 Incline	4 Program Group
Audio	BT speaker (optional)	N/A
USB Ports	USB port charges your mobile devices	2 USB ports to automatically save your exercise data and charge your wireless mobile device simultaneously
Media Holder	Yes	Yes
Cooling Fan	N/A	N/A
SPECIFICATIONS	T6000i (Commercial)	TR7000i (Commercial)
Drive Motor	3.5 HP Continuous Duty AC	3.5 HP Continuous Duty AC
Speed Range	0.5 - 13.5 MPH / 0.8 - 22 KPH	0.5 - 12 MPH / 0.8 - 20 KPH
Incline level	Decline 3 - Incline 13 levels	Incline 15 levels
Running Belt (W x L)	56 cm x 152cm / 22" x 60"	56 cm X 157.5 cm / 22" X 62"
Belt Thickness	2.4mm (Maintenance-Free Habasit Belt)	3.3mm
Deck	1" / 25 mm Phenolic	1" / 25 mm Melamine Laminated Reversible Deck Medium-Density Fiber Board
Deck Suspension	8 Independent Compression Shocks	8 Independent Compression Shocks
Roller	3.0" / 76 mm Front, 2.0" / 51 mm Rear"	3" / 75 mm crown rollers keep belt centered
Transport	2 Front-mounted and 2 rear-mounted wheels	N/A
Side Rails	Aluminum Side Rails	Steel Side Rails
Product Weight	110 kgs / 242.5 lbs.	167 kgs / 368 lbs.
Max. User Weight	159 kgs / 350 lbs.	182 kgs / 400 lbs.
Unfolded Dimensions ( L x W x H )	185 x 88 x 141 cm / 73" x 34.5" x 55.5"	204.5 x 93.2 x 154.9 cm / 80.5" x 36.5" x 61"
Folded Dimensions ( L x W x H )	N/A	N/A
PACKAGING	T6000i (Commercial)	TR7000i (Commercial)
Loading w/o Pallets ( 20' / 40' / 40'HQ )	30 / 60 / 84 pcs	N/A
Loading w/ Pallets ( 20' / 40' / 40'HQ )	30 / 60 / 72 pcs	20 / 44/ 55 pcs
Gross Weight	123 kgs / 271 lbs.	191.5 kgs / 422 lbs.
Box Dimensions ( L x W x H )	200 x 94.4 x 41.4 cm / 78.7" x 37.1" x 16.2"	230 x 105 x 46 cm / 90.5" x 41.3" x 18.1"
ACCESSORIES	T6000i (Commercial)	TR7000i (Commercial)
Heart Rate Chest Strap	Optional (Bluetooth)	Optiona (5K)
UNIQUE FEATURES	T6000i (Commercial)	TR7000i (Commercial)
Intelli-Key™	N/A	Yes
Intelli-Guard™	Yes	Yes
Intelli-Step™	Yes	Yes
Folding System	Non-Folding	Non-Folding
Compatible with IHP	Yes	Yes
Energy Efficient	Yes	Yes
Firmware/Software updates via BT	Coming soon	N/A



TR7000ic (Commercial)	TR8000i (Commercial)
15.6" TFT Touch Screen	Large 6.5" Backlit Multi-Color LCD Screen with 3 LED display
Time, Program Profile,Workout Time, Calories, Distance, Steps, Heart Rate, Speed, Incline	Program Name, Date and Time,Workout Time, Calories, Distance, Steps, Heart Rate, Speed, Incline, Pace,AVE Heart Rate
1 manual program, 12 challenge program, 17 preset program, 6 virtual simulations scene, 20 user program, 2 hrc, online APP	2 heart rate control programs, reverse walking, and 42 programs grouped by exercise motivation type for weight loss, healthy living, and sports training
N/A	4 Program Group
Audio out	N/A
Plug in a USB drive, which can read MP 3/WAV formats for music, and read MP4/WKV/MOV/AVI/FLV/3GP formats for video.	2 USB ports to automatically save your exercise data and charge our wireless mobile device simultaneously
Yes	Yes
N/A	N/A
TR7000ic (Commercial)	TR8000i (Commercial)
3.5 HP Continuous Duty AC	5 HP Permanent Magnetic AC Motor
0.5 - 12 MPH / 0.8 - 20 KPH	Forward: 0.1 -12 MPH / 0.2 - 20 KPH, Reverse: 0.1 - 3.0 MPH / 0.2 - 5.0 KPH
Incline 15 levels	Decline 3 - Incline 12 levels
56 cm X 157.5 cm / 22" X 62"	56 cm X 157.5 cm / 22" X 62"
3.3mm (Maintenance-Free Habasit Belt)	3.3mm
1" / 25 mm Melamine Laminated Reversible Deck Medium-Density Fiber Board	1" / 25 mm Melamine Laminated Reversible Deck Medium-Density Fiber Board
8 Independent Compression Shocks	8 Independent Compression Shocks
3" / 75 mm crown rollers keep belt centered	3" / 75 mm crown rollers keep belt centered
N/A	N/A
Steel Side Rails	Steel Side Rails
167 kgs / 368 lbs.	185 kgs / 408 lbs.
182 kgs / 400 lbs.	227 kgs / 500 lbs.
204.5 x 93.2 x 154.9 cm / 80.5" x 36.5" x 61"	206 x 99 x 155 cm / 81" x 39" x 61"
N/A	N/A
TR7000ic (Commercial)	TR8000i (Commercial)
N/A	N/A
20 / 44/ 55 pcs	20 / 44/ 44 pcs
191.5 kgs / 422 lbs.	206 kgs / 454 lbs.
230 x 105 x 46 cm / 90.5" x 41.3" x 18.1"	230 x 105 x 51 cm / 89.7" x 41" x 20"
TR7000ic (Commercial)	TR8000i (Commercial)
Optiona (5K)	Optiona (5K)
TR7000ic (Commercial)	TR8000i (Commercial)
N/A	Yes
N/A	N/A
Yes	N/A
Non-Folding	Non-Folding
Yes	Yes
N/A	Yes
N/A	N/A